

**THREE-PHASE MOTOR: DA 13 / 40 CV (9.5 / 30 kW)**  
230 V-400 V-415 V ; (50/60 HZ)

**PUMP: DA 180 / 380 L/1'**

**PRESSURE: DA 12 / 45 BAR**

**SPECIAL EXECUTION:**

- 50HP MOTOR min.oil lev. 95L; use oil lev. 205L;MAX oil lev. 290L

## NOTES:

- MORIS S.r.l. ALWAYS RECOMMENDS THE USE OF A STAR/DELTA STARTING FOR ENGINES WITH A POWER 16 Hp (12 Kw)
- REF TABLE N° 9017, TO CHOOSE PUMP AND POWER MOTOR
- WE ADVISABLE TO OUT (\*) WITH PIPE-FLEX, WHILE IS INDISPENSABLE, IN LOCKER INSERT (LENGHT.: MIN. 2MT.)
- OUTLET WITH FLEX-PIPE 1"1/2 (M52x2) (steel pipe ø42mm)
- CABINET ARRANGEMENT: SEE CAP.16
- HEAT EXCHANGER ARRANGEMENT (OPTIONAL)

## OIL QUANTITY

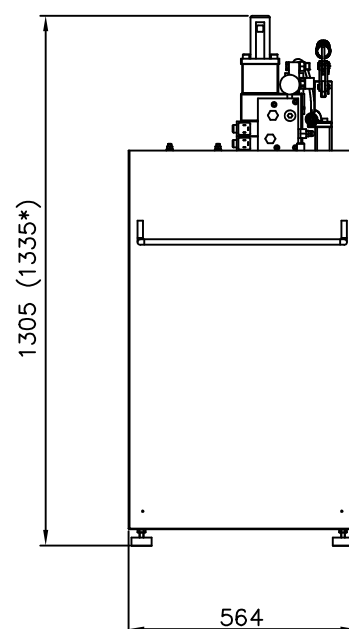
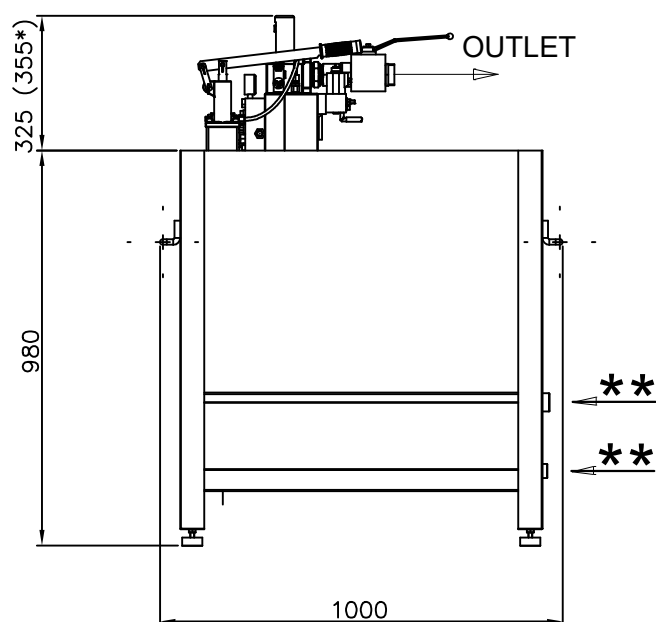
MINIMUM LEVEL	55 litres
USEFUL OIL	245 litres
TOTAL OIL	300 litres

POWER UNIT WEIGHT WITHOUT OIL	200 KG
-------------------------------	--------

UT	

## DATA SHEET POWER UNIT CA

DATE	06/19
DWG Nr.	9211/CA



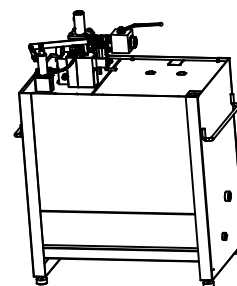
**THREE-PHASE MOTOR:** From 6 up to 40 CV (4.5 / 30 kW)  
230 V-400 V-415 V ; (50/60 HZ)

**PUMP:** From 180 up to 250 L/min.

**PRESSURE:** From 12 up to 60 BAR

**SPECIAL EXECUTION:**

- PUMP From 35 up to 150 L/min.
- PUMP From 300 up to 380 L/min.



OIL QUANTITY	
MINIMUM LEVEL	55 litres
USEFUL OIL	245 litres
TOTAL OIL	300 litres

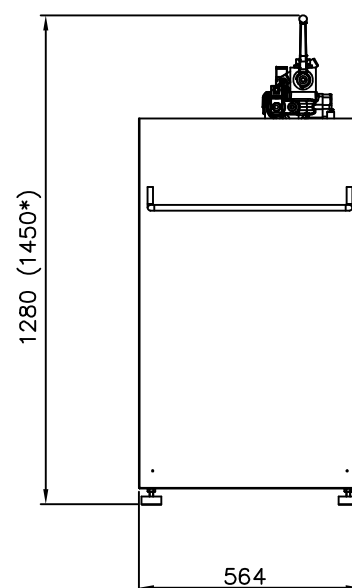
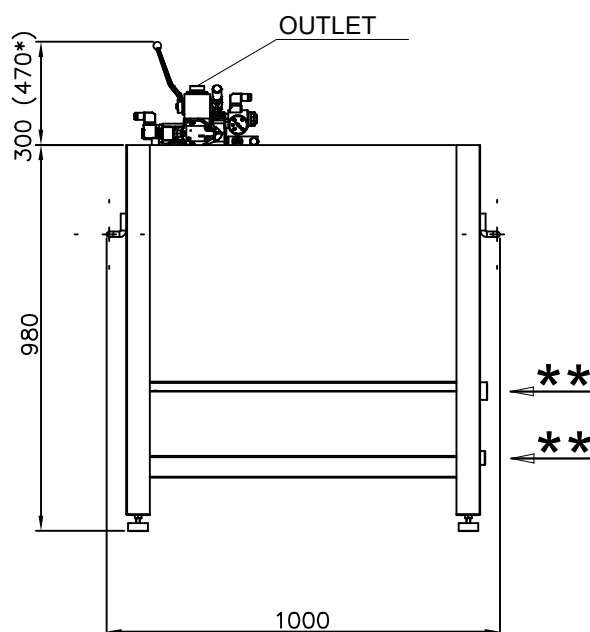
POWER UNIT WEIGHT WITHOUT OIL	138 KG
-------------------------------------	--------

## NOTE:

- DISTRIBUTOR: LRV-175; LRV-350 (\*)
- REF TABLE N° 9017, TO CHOOSE PUMP AND POWER MOTOR
- OUTLET WITH FLEX-PIPE 1" (M36x2) FOR PUMP From 35 L/min. up to 150 L/min.
- OUTLET WITH FLEX-PIPE 1"1/4 (M45x2) FOR PUMP From 35 L/min. up to 150 L/min.
- OUTLET WITH FLEX-PIPE 1"1/2 (M52x2) FOR PUMP From 180 L/min. up to 380 L/min.
- CABINET ARRANGEMENT: SEE CAP.16
- HEAT EXCHANGER ARRANGEMENT ( \*\* OPTIONAL)

UT		DATE	03/20
			DWG Nr. 9018/CA-LRV

## DATA SHEET POWER UNIT CA-LRV



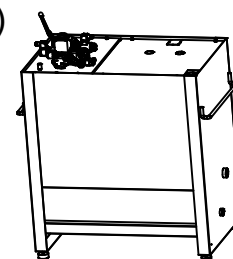
**THREE-PHASE MOTOR:** From 6 up to 40 CV (4.5 / 30 kW)  
230 V-400 V-415 V ; (50/60 HZ)

**PUMP:** From 180 up to 250 L/min.

**PRESSURE:** From 12 up to 60 BAR

**SPECIAL EXECUTION:**

- PUMP From 35 up to 150 L/min.
- PUMP From 300 up to 380 L/min.



OIL QUANTITY	
MINIMUM LEVEL	55 litres
USEFUL OIL	245 litres
TOTAL OIL	300 litres

POWER UNIT WEIGHT WITHOUT OIL	138 KG
-------------------------------------	--------

## NOTE:

- DISTRIBUTOR: I-VALVE 250/160; I-VALVE 250/250; I-VALVE 500/500 (\*)
- REF TABLE N° 9017, TO CHOOSE PUMP AND POWER MOTOR
- OUTLET WITH FLEX-PIPE 1" (M36x2) FOR PUMP From 35 L/min. up to 150 L/min.
- OUTLET WITH FLEX-PIPE 1"1/4 (M45x2) FOR PUMP to 150 L/min.
- OUTLET WITH FLEX-PIPE 1"1/2 (M52x2) FOR PUMP From 180 L/min. up to 380 L/min.
- CABINET ARRANGEMENT: SEE CAP.16
- HEAT EXCHANGER ARRANGEMENT ( \*\* OPTIONAL)

UT		<b>DATA SHEET</b> <b>POWER UNIT CA-IV</b>	DATE	03/20
			DWG Nr.	9018/CA-IV