

THREE-PHASE MOTOR: From 6 up to 25 CV (4.5 / 18.5 kW)
 230 V-400 V-415 V ; (50/60 HZ)
MONO-PHASE MOTOR: From 2 up to 8 CV (1.5 / 4.5 kW)
PUMP: From 30 up to 210 L/min.
PRESSURE: From 12 up to 45 BAR

OIL QUANTITY	
MINIMUM LEVEL	65 litres
USEFUL OIL	150 litres
TOTAL OIL	215 litres

POWER UNIT WEIGHT WITHOUT OIL	136 KG
-------------------------------	--------

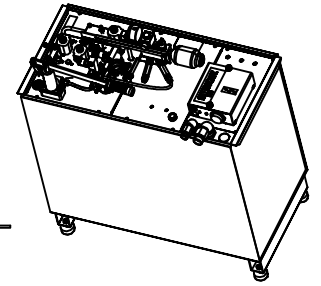
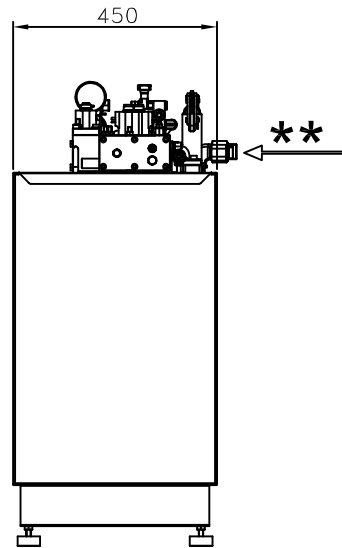
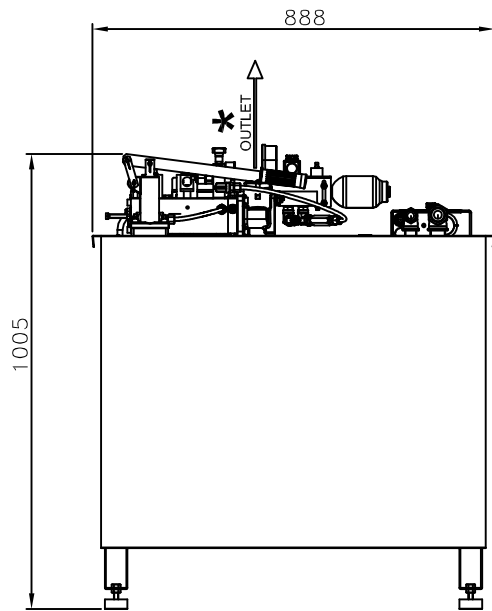
NOTE:

- DISTRIBUTOR: 15-250 L/1'
- REF TABLE # 9017, TO CHOOSE PUMP AND POWER MOTOR
- OUTLET (*) WITH FLEX-PIPE 1" (M36x2) FOR PUMP UNTIL 150 L/min (OPTIONAL)
- OUTLET (*) WITH FLEX-PIPE 1"1/4 (M45x2) FOR PUMP UNTIL 150 L/min
- OUTLET (*) WITH FLEX-PIPE 1"1/2 (M52x2)
FOR PUMP From 180 L/min. up to 210 L/min.
- AUXILIARY TANK AGAINST POWER UNIT OIL SPILLS: SEE TAB. 9291
- CABINET ARRANGEMENT: SEE CAP.16
- HEAT EXCHANGER ARRANGEMENT (** OPTIONAL)

UT	

DATA SHEET
POWER UNIT CM-MARK2

DATE	07/18
DWG Nr.	9018/CM-MK2



THREE-PHASE MOTOR: From 6 up to 25 CV (4.5 / 18.5 kW)
 230 V-400 V-415 V ; (50/60 HZ)
MONO-PHASE MOTOR: From 2 up to 8 CV (1.5 / 4.5 kW)
PUMP: From 30 up to 210 L/min.
PRESSURE: From 12 up to 45 BAR

OIL QUANTITY	
MINIMUM LEVEL	65 litres
USEFUL OIL	150 litres
TOTAL OIL	215 litres

POWER UNIT WEIGHT WITHOUT OIL	126 KG
-------------------------------	--------

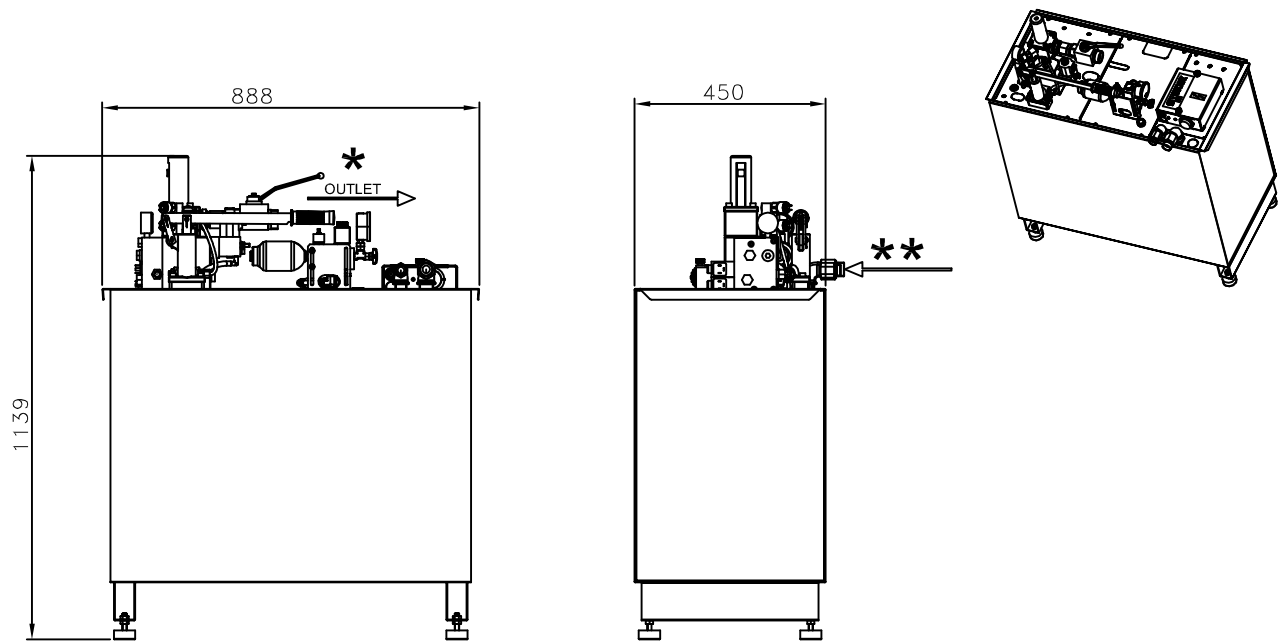
NOTE:

- DISTRIBUTOR: 15-250 L/1'
- REF TABLE # 9017, TO CHOOSE PUMP AND POWER MOTOR
- OUTLET (*) WITH FLEX-PIPE 1" (M36x2) FOR PUMP UNTIL 150 L/min (OPTIONAL)
- OUTLET (*) WITH FLEX-PIPE 1"1/4 (M45x2) FOR PUMP UNTIL 150 L/min
- OUTLET (*) WITH FLEX-PIPE 1"1/2 (M52x2)
FOR PUMP From 180 L/min. up to 210 L/min.
- AUXILIARY TANK AGAINST POWER UNIT OIL SPILLS: SEE TAB. 9291
- CABINET ARRANGEMENT: SEE CAP.16
- HEAT EXCHANGER ARRANGEMENT (** OPTIONAL)

UT	

DATA SHEET
POWER UNIT CM-MARK2-A

DATE	07/18
DWG Nr.	9018/CM-MK2-A



THREE-PHASE MOTOR: From 6 up to 25 CV (4.5 / 18.5 kW)
 230 V-400 V-415 V ; (50/60 HZ)
MONO-PHASE MOTOR: From 2 up to 8 CV (1.5 / 4.5 kW)
PUMP: From 55 up to 210 L/min.
PRESSURE: From 12 up to 60 BAR

OIL QUANTITY	
MINIMUM LEVEL	65 litres
USEFUL OIL	150 litres
TOTAL OIL	215 litres
POWER UNIT WEIGHT WITHOUT OIL	126 KG

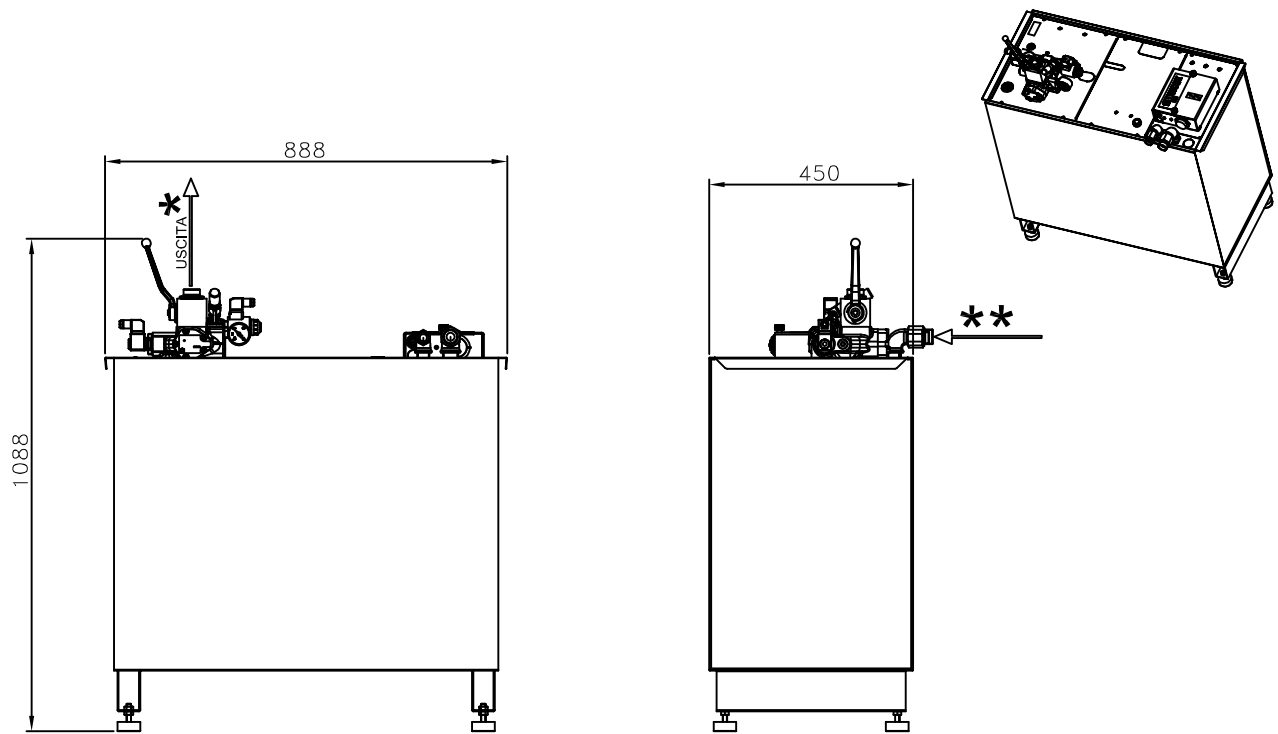
NOTE:

- DISTRIBUTOR: LRV-175
- REF TABLE # 9017, TO CHOOSE PUMP AND POWER MOTOR
- OUTLET (*) WITH FLEX-PIPE 1" (M36x2)
- OUTLET (*) WITH FLEX-PIPE 1"1/4 (M45x2) (until 150 l/min)
- OUTLET (*) WITH FLEX-PIPE 1"1/2 (M52x2) (from 180 to 210 l/min)
- AUXILIARY TANK AGAINST POWER UNIT OIL SPILLS: SEE TAB. 9291
- CABINET ARRANGEMENT: SEE CAP.16
- HEAT EXCHANGER ARRANGEMENT (** OPTIONAL)

UT	

DATA SHEET
POWER UNIT CM-MARK2-LRV

DATE	07/18
DWG Nr.	9018/CM-MK2-LRV



THREE-PHASE MOTOR: From 6 up to 25 CV (4.5 / 18.5 kW)
 230 V-400 V-415 V ; (50/60 HZ)
MONO-PHASE MOTOR: From 2 up to 8 CV (1.5 / 4.5 kW)
PUMP: From 30 up to 210 L/min.
PRESSURE: From 12 up to 60 BAR

OIL QUANTITY	
MINIMUM LEVEL	65 litres
USEFUL OIL	150 litres
TOTAL OIL	215 litres
POWER UNIT WEIGHT WITHOUT OIL	126 KG

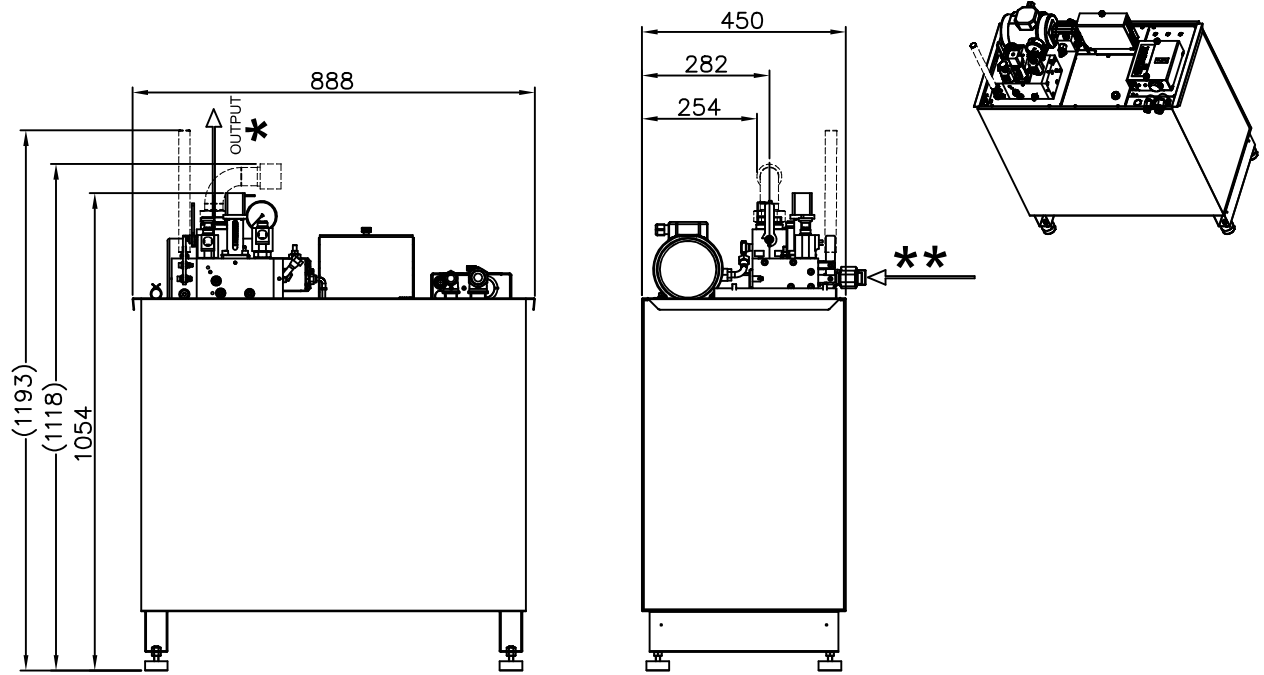
NOTE:

- DISTRIBUTOR: I-VALVE 250/250 (180-210 l/min); I-VALVE 250/160 (until 150 l/min)
- REF TABLE # 9017, TO CHOOSE PUMP AND POWER MOTOR
- OUTLET (*) WITH FLEX-PIPE 1" (M36x2)
- OUTLET (*) WITH FLEX-PIPE 1"1/4 (M45x2)
- OUTLET (*) WITH FLEX-PIPE 1"1/2 (M52x2)
- AUXILIARY TANK AGAINST POWER UNIT OIL SPILLS: SEE TAB. 9291
- CABINET ARRANGEMENT: SEE CAP.16
- HEAT EXCHANGER ARRANGEMENT (** OPTIONAL)

UT	

DATA SHEET
POWER UNIT CM-MARK2-IV

DATE	07/18
DWG Nr.	9018/CM-MK2-IV



THREE-PHASE MOTOR: From 6 up to 25 CV (4.5 / 18.5 kW)
 230 V-400 V-415 V ; (50/60 HZ)
MONO-PHASE MOTOR: From 2 up to 8 CV (1.5 / 4.5 kW)
PUMP: From 30 up to 250 L/min.
PRESSURE: From 10 up to 50 BAR

OIL QUANTITY	
MINIMUM LEVEL	65 litres
USEFUL OIL	150 litres
TOTAL OIL	215 litres

POWER UNIT WEIGHT WITHOUT OIL	126 KG
-------------------------------	--------

NOTE:

- DISTRIBUTOR: VEM 250
- REF TABLE # 9017, TO CHOOSE PUMP AND POWER MOTOR
- OUTLET (*) WITH FLEX-PIPE 1" (M36x2)
- OUTLET (*) WITH FLEX-PIPE 1"1/4 (M45x2)
- OUTLET (*) WITH FLEX-PIPE 1"1/2 (M52x2)
- AUXILIARY TANK AGAINST POWER UNIT OIL SPILLS: SEE TAB. 9291
- CABINET ARRANGEMENT: SEE CAP.16
- HEAT EXCHANGER ARRANGEMENT (** OPTIONAL)

UT	

DATA SHEET
POWER UNIT CM-MARK2-VEM

DATE	09/21
DWG Nr.	9018/CM-MK2-VEM