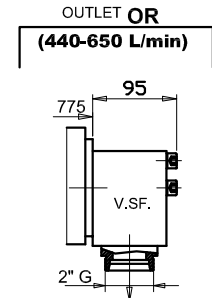


STANDARD
OUTLET
OR



STANDARD
OUTLET
OR

THREE-PHASE MOTOR: DA 16 / 100 CV (12 / 75 kW)
230 V-400 V-415 V ; (50/60 HZ)

PUMP: DA 300 / 650 L/1'

PRESSURE: DA 12 / 45 BAR

SPECIAL EXECUTION:

- Pump 250 L/1'

OIL QUANTITY	
MINIMUM LEVEL	220 litres
USEFUL OIL	530 litres
TOTAL OIL	750 litres
POWER UNIT WEIGHT WITHOUT OIL	360 KG

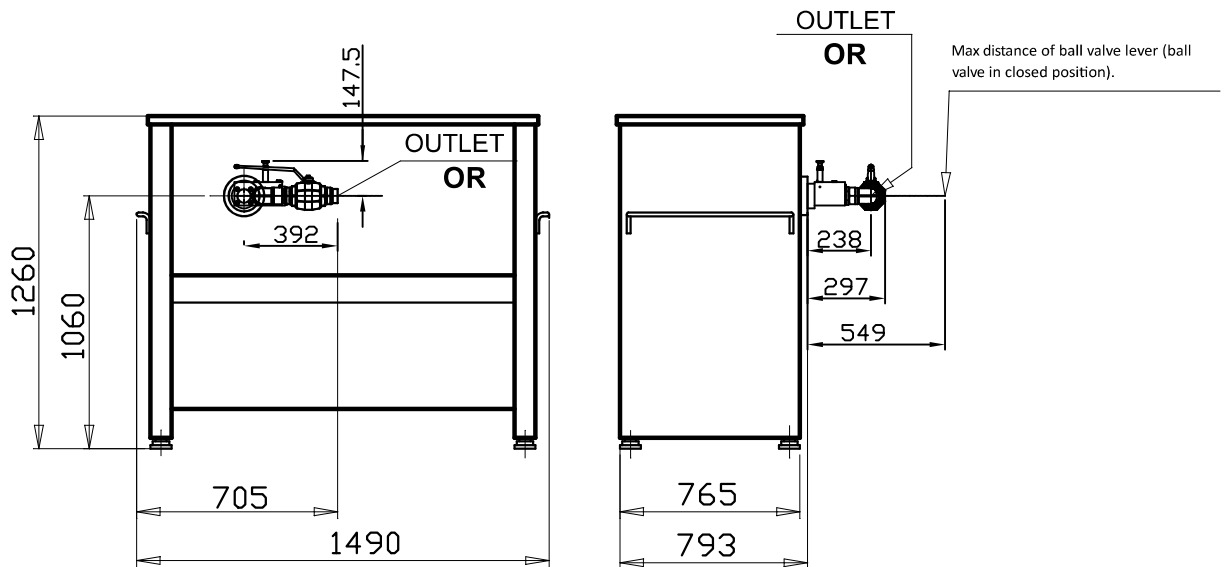
NOTES:

- MORIS S.r.l. ALWAYS RECOMMENDS THE USE OF A STAR/DELTA STARTING FOR ENGINES WITH A POWER 16 Hp (12 Kw)
- REF TABLE N° 9017, TO CHOOSE PUMP AND POWER MOTOR
- OUTLET WITH FLEX-PIPE 1"1/2 (M52x2) (steel pipe ø42mm) 300 - 380 L/min.
- OUTLET WITH FLEX-PIPE 2" GAS 440 - 650 L/min.
- HEAT EXCHANGER ARRANGEMENT (OPTIONAL)

UT	

**DATA SHEET
POWER UNIT CG**

DATE	06/19
DWG Nr.	9211/CG



THREE-PHASE MOTOR: DA 16 / 100 CV (12 / 75 kW)
 230 V-400 V-415 V ; (50/60 HZ)

PUMP: DA 300 / 650 L/1'

PRESSURE: DA 12 / 45 BAR

SPECIAL EXECUTION:

- Pump 250 L/1'

OIL QUANTITY	
MINIMUM LEVEL	220 litres
USEFUL OIL	530 litres
TOTAL OIL	750 litres
POWER UNIT WEIGHT WITHOUT OIL	360 KG

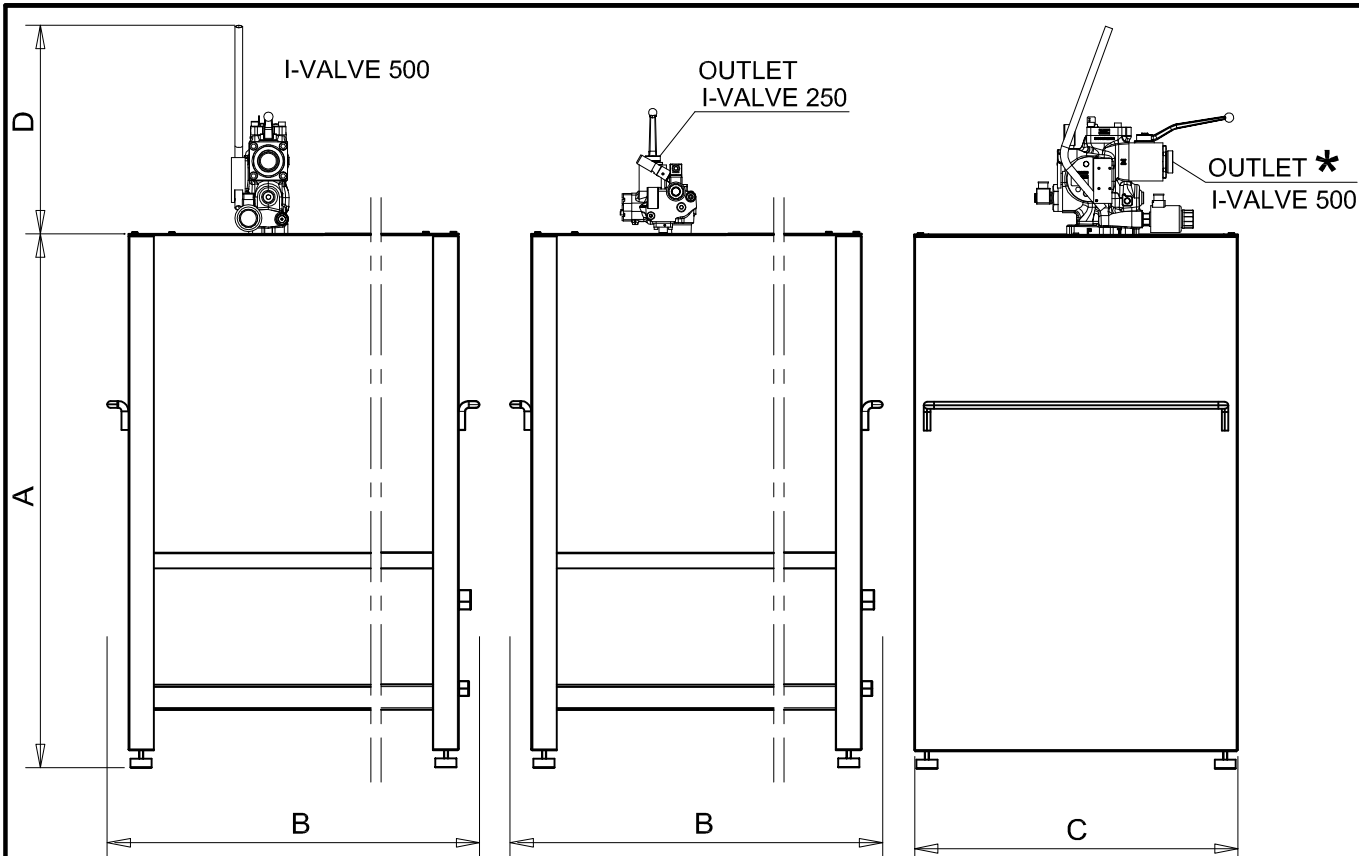
NOTES:

- MORIS S.r.l. ALWAYS RECOMMENDS THE USE OF A STAR/DELTA STARTING FOR ENGINES WITH A POWER 16 Hp (12 Kw)
- REF TABLE N° 9017, TO CHOOSE PUMP AND POWER MOTOR
- OUTLET WITH FLEX-PIPE 1"1/2 (M52x2) (steel pipe ø42mm) 300 - 380 L/min.
- OUTLET WITH FLEX-PIPE 2" GAS 440 - 650 L/min.
- HEAT EXCHANGER ARRANGEMENT (OPTIONAL)

UT	

DATA SHEET
POWER UNIT CG+hsv650

DATE	10/23
DWG Nr.	9211/CG+hsv



THREE-PHASE MOTOR:
230 V - 400 V - 415 V; (50/60 HZ)
PUMP:
PRESSURE:

FROM 16 / 80 CV (12 / 60 kW)
FROM 180 / 500 L/1'
FROM 12 /60 BAR

DIMENSIONS	
A	1260
B	1490
C	765
D / I-VALVE 250	300
D / I-VALVE 500	470

OIL QUANTITY	
MINIMUM LEVEL	220 litres
USEFUL OIL	600 litres
TOTAL OIL	750 litres

POWER UNIT WEIGHT WITHOUT OIL	360 KG
-------------------------------	--------

NOTE:

- DISTRIBUTOR: I-VALVE 250; I-VALVE 500
- REF TABLE N° 9017 TO CHOOSE PUMP AND POWER MOTOR

PUMP (L/1')	180-250	300-380	440-500
I-VALVE	250/250	500/500 (*)	500/500 (*)
OUTLET (*)	1" (M36x2) 1"1/4 (M45x2) 1"1/2 (M52x2)	1"1/2 (M52x2)	1"1/2 (M52x2) 2" (GAS)

UT	

**DATA SHEET
POWER UNIT CG-IV**

DATE	06/19
DWG N.	9018/CG-IV