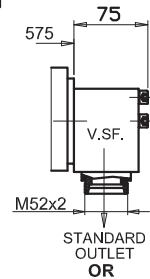


OUTLET OR

OUTLET OR
(300-380 L/min)



THREE-PHASE MOTOR: DA 13 / 50 CV (9.5 / 37 kW)
230 V-400 V-415 V ; (50/60 HZ)

PUMP: DA 180 / 380 L/1'

PRESSURE: DA 12 / 45 BAR

OIL QUANTITY	
MINIMUM LEVEL	160 litres
USEFUL OIL	310 litres
TOTAL OIL	470 litres
POWER UNIT WEIGHT WITHOUT OIL	315 KG

NOTES:

- MORIS S.r.l. ALWAYS RECOMMENDS THE USE OF A STAR/DELTA STARTING FOR ENGINES WITH A POWER 16 Hp (12 Kw)
- REF TABLE N° 9017, TO CHOOSE PUMP AND POWER MOTOR
- OUTLET WITH FLEX-PIPE 1"1/2 (M52x2) (steel pipe ø42mm)
- HEAT EXCHANGER ARRANGEMENT (OPTIONAL)

UT

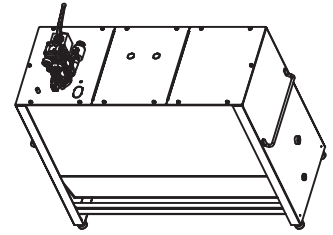
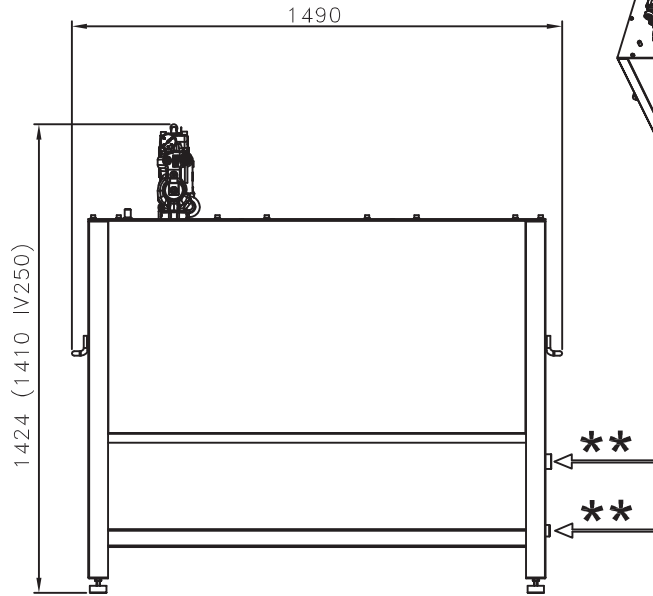
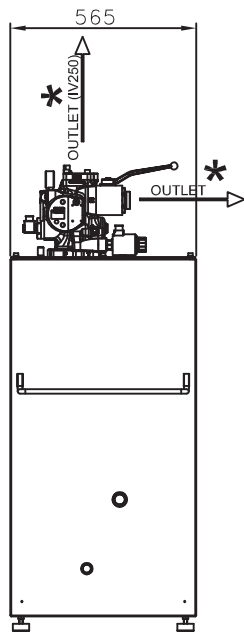
DATA SHEET
POWER UNIT CA/A

DATE

06/19

DWG Nr.

9211/CA/A



THREE-PHASE MOTOR: From 13 up to 50 CV (9.5 / 37 kW)
 230 V-400 V-415 V ; (50/60 HZ)

PUMP: From 180 up to 380 L/min.

PRESSURE: From 12 up to 60 BAR

OIL QUANTITY	
MINIMUM LEVEL	160 litres
USEFUL OIL	310 litres
TOTAL OIL	470 litres

POWER UNIT WEIGHT WITHOUT OIL	315 KG
-------------------------------	--------

NOTE:

- DISTRIBUTOR: I-VALVE 250/250; I-VALVE 500/500
- REF TABLE N° 9017, TO CHOOSE PUMP AND POWER MOTOR
- OUTLET WITH FLEX-PIPE (*) 1" (M36x2) FOR PUMP From 35 L/min. up to 150 L/min.
- OUTLET WITH FLEX-PIPE (*) 1"1/4 (M45x2) FOR PUMP From 35 L/min. up to 150 L/min.
- OUTLET WITH FLEX-PIPE (*) 1"1/2 (M52x2) FOR PUMP From 180 L/min. up to 380 L/min.
- HEAT EXCHANGER ARRANGEMENT (** OPTIONAL)

UT	

**DATA SHEET
 POWER UNIT CA/A-IV**

DATE	11/18
DWG Nr.	9018/CA/A-IV