

THREE-PHASE MOTOR: 6 10 / 40 CV (4.5 / 30 kW)
 230 V-400 V-415 V ; (50/60 HZ)

PUMP: DA 75 / 380 L/1'

PRESSURE: DA 12 / 45 BAR

SPECIAL EXECUTION:

- 50HP MOTOR min.oil lev. 95L; use oil lev. 205L;MAX oil lev. 290L

NOTES:

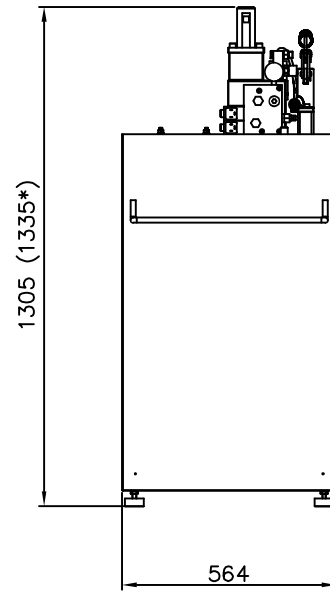
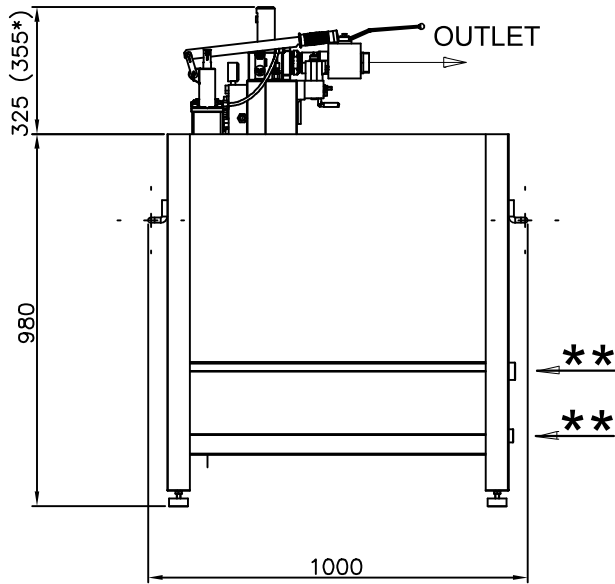
- MORIS S.r.l. ALWAYS RECOMMENDS THE USE OF A STAR/DELTA STARTING FOR ENGINES WITH A POWER 16 Hp (12 Kw)
- REF TABLE N° 9017, TO CHOOSE PUMP AND POWER MOTOR
- WE ADVISABLE TO OUT (*) WITH PIPE-FLEX, WHILE IS INDISPENSABLE, IN LOCKER INSERT (LENGHT.: MIN. 2MT.)
- OUTLET WITH FLEX-PIPE 1" (M36x2) (steel pipe ø28mm)
- OUTLET WITH FLEX-PIPE 1"1/4 (M45x2) (steel pipe ø35mm)
- OUTLET WITH FLEX-PIPE 1"1/2 (M52x2) (steel pipe ø42mm)
- CABINET ARRANGEMENT: SEE CAP.16
- HEAT EXCHANGER ARRANGEMENT (OPTIONAL)

OIL QUANTITY	
MINIMUM LEVEL	55 litres
USEFUL OIL	245 litres
TOTAL OIL	300 litres
POWER UNIT WEIGHT WITHOUT OIL	200 KG

UT	

**DATA SHEET
 POWER UNIT CA**

DATE	09/24
DWG Nr.	9211/CA



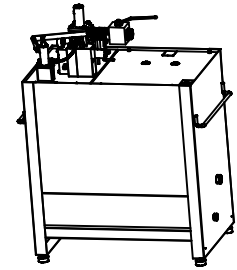
THREE-PHASE MOTOR: From 6 up to 40 CV (4.5 / 30 kW)
230 V-400 V-415 V ; (50/60 HZ)

PUMP: From 180 up to 250 L/min.

PRESSURE: From 12 up to 60 BAR

SPECIAL EXECUTION:

- PUMP From 35 up to 150 L/min.
- PUMP From 300 up to 380 L/min.

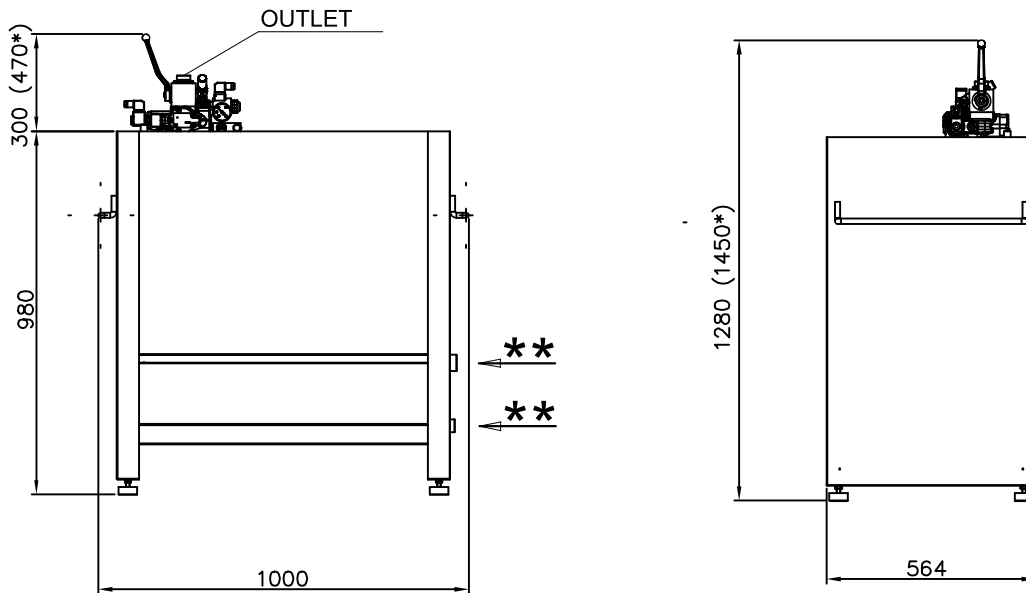


OIL QUANTITY	
MINIMUM LEVEL	55 litres
USEFUL OIL	245 litres
TOTAL OIL	300 litres
POWER UNIT WEIGHT WITHOUT OIL	138 KG

NOTE:

- DISTRIBUTOR: LRV-175; LRV-350 (*)
- REF TABLE N° 9017, TO CHOOSE PUMP AND POWER MOTOR
- OUTLET WITH FLEX-PIPE 1" (M36x2) FOR PUMP From 35 L/min. up to 150 L/min.
- OUTLET WITH FLEX-PIPE 1"1/4 (M45x2) FOR PUMP From 35 L/min. up to 150 L/min.
- OUTLET WITH FLEX-PIPE 1"1/2 (M52x2) FOR PUMP From 180 L/min. up to 380 L/min.
- CABINET ARRANGEMENT: SEE CAP.16
- HEAT EXCHANGER ARRANGEMENT (** OPTIONAL)

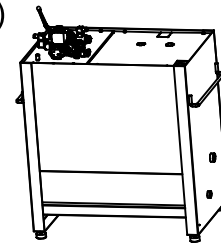
UT		DATA SHEET POWER UNIT CA-LRV	DATE 03/20
			DWG Nr. 9018/CA-LRV



THREE-PHASE MOTOR: From 6 up to 40 CV (4.5 / 30 kW)
 230 V-400 V-415 V ; (50/60 HZ)
PUMP: From 180 up to 250 L/min.
PRESSURE: From 12 up to 60 BAR

SPECIAL EXECUTION:

- PUMP From 35 up to 150 L/min.
- PUMP From 300 up to 380 L/min.



OIL QUANTITY	
MINIMUM LEVEL	55 litres
USEFUL OIL	245 litres
TOTAL OIL	300 litres
POWER UNIT WEIGHT WITHOUT OIL	138 KG

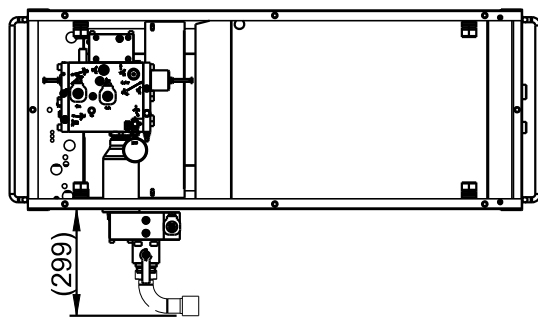
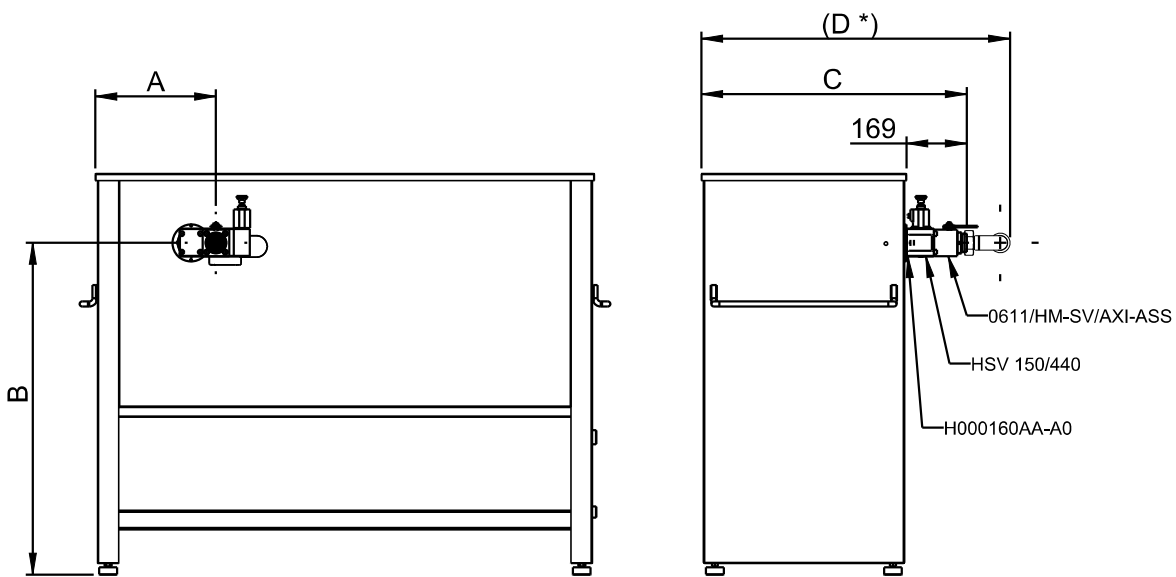
NOTE:

- DISTRIBUTOR: I-VALVE 250/160; I-VALVE 250/250; I-VALVE 500/500 (*)
- REF TABLE N° 9017, TO CHOOSE PUMP AND POWER MOTOR
- OUTLET WITH FLEX-PIPE 1" (M36x2) FOR PUMP From 35 L/min. up to 150 L/min.
- OUTLET WITH FLEX-PIPE 1"1/4 (M45x2) FOR PUMP to 150 L/min.
- OUTLET WITH FLEX-PIPE 1"1/2 (M52x2) FOR PUMP From 180 L/min. up to 380 L/min.
- CABINET ARRANGEMENT: SEE CAP.16
- HEAT EXCHANGER ARRANGEMENT (** OPTIONAL)

UT	

**DATA SHEET
 POWER UNIT CA-IV**

DATE	03/20
DWG Nr.	9018/CA-IV



* QUOTA CON ATTACCO TUBOFLEX 90° 1"1/2 MORIS
 DIMENSION WITH TUBOFLEX CONNECTION 90° 1"1/2 MORIS

CENTRALINA / POWER UNIT	A	B	C	D
CA (300-380 L/min)	383	930	745	866
CA/A (300-380 L/min)	383	930	745	866
CG	383	1060	944	1065
CG/XL	383	1360	944	1065

UT			DATA
MORIS	DIMENSIONI CENTRALINE - POWER UNIT DIMENSION CA;CA/A;CG;CG/XL + HSV 150/440		04/08/25
			N DIS. TAV00000082-A0
TAV00000082-A0-IT/EN			